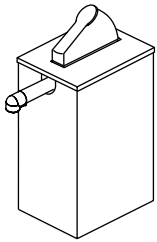
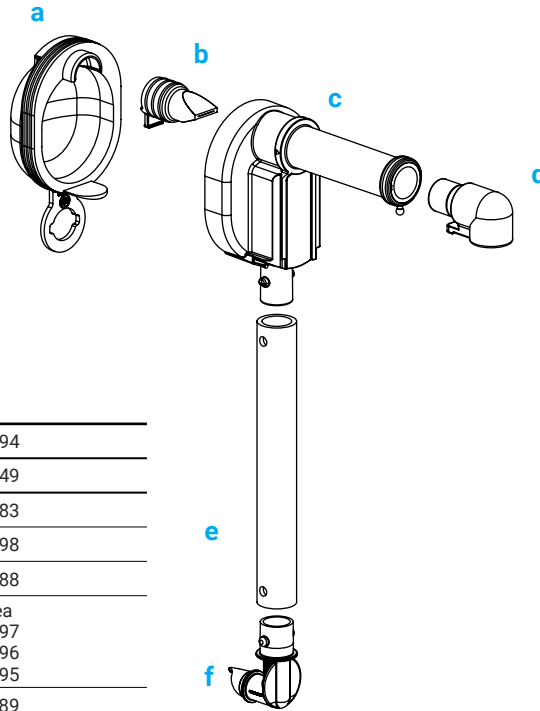


Replacement Parts Chart

Express & Solution Pumps

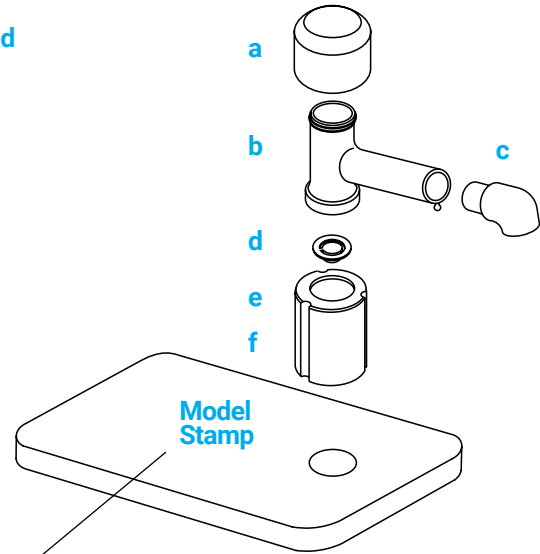


Example Unit



Express Pumps Manual, Pouched Product Breakdown

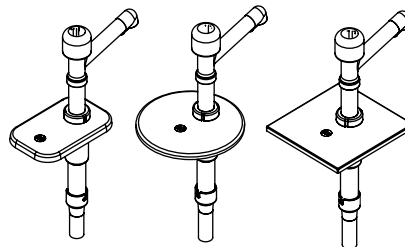
Complete Spare/Repl. Pump	07794
Cleaning Brush, 1 1/4" Dia.	82049
a Dome, Black	07383
b Pinch Valve	07798
c Pump Housing	07388
d Discharge Fittings:	(1) ea
.394" (large opening)	07797
.256" (medium opening)	07796
.156" (small opening)	07795
e Silicone Tube	07089
f Connector, 16 mm	07381



For new Direct-Pour or Touchless Express Pump breakdowns see:

- Express, Manual, Direct-Pour Pump Breakdown [100239](#)
- Express, Touchless, Pouched Product Pump Breakdown [100264](#)
- Express, Touchless, Direct-Pour Pump Breakdown [100265](#)

NOTE: reference model and item number, when ordering parts



Solution™ Style Pumps

Not all pump styles are pictured

Cleaning Brush, 1 1/4" Dia.	82049	Food Equipment Lubricant, 1/4 oz	40179
Cleaning Brush, 21" Long	82526		
a Knob	85301	i Seal	85315
b Discharge Tube	85313	j Spring	85314
c Discharge Fittings:	(1) ea	k Cylinder For All Except:	
.394" (large opening)	85304	83190, 83210, 83340 & 84060	85307
.256" (medium opening)	85302	Cylinder For:	
.156" (small opening)	85303	83190, 83210, 83340 & 84060	85308
d Ball Valves	(2) 85305	l Connector	85306
e Locking Collar For All Except:		m Suction Tube For All Except:	
83190, 83210, 83340 & 84060	85311	82020, 83190, 83210 & 83340	85319
f Locking Collar For:			
83190, 83210, 83340 & 84060	85312		
f Lid (See Parts Breakdown at server-products.com)			
g Portion Reduction Collar, 1/4 oz	85316		
h Piston	85309		

