



SERVER

Plastic Lid Assembly

MODELS:

80310

83214

87253

87257

87915

87923

1 CLEAN

before first use and after use regularly. After disassembling, clean all parts with dishwashing soap and hot water.

2 RINSE

fully with clear water.

3 SANITIZE

all parts according to local sanitization requirements. All parts in contact with food must be sanitized.

4 AIR DRY

all parts fully.

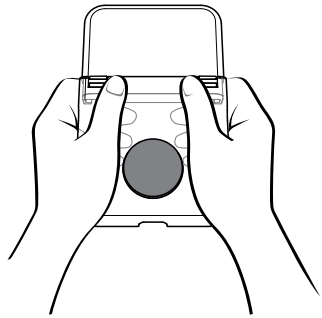
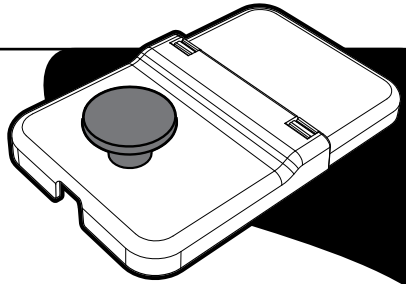
YES, LIDS ARE DISHWASHER SAFE

Do not use abrasive, caustic or ammonia based cleansers. Do not use metal scrapers or cleaning pads that could scratch surfaces.



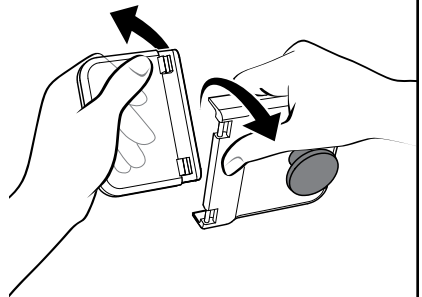
NSF International listed.

2
YEAR
WARRANTY



ASSEMBLE

Press firmly to snap hinges together.



DISASSEMBLE

Twist to snap hinges apart.

Server Products Inc.

3601 Pleasant Hill Road
Richfield, WI 53076 USA



262.628.5600 | 800.558.8722



SPSALES@SERVER-PRODUCTS.COM

WWW.SERVER-PRODUCTS.COM

Manual #01869-RevF 021317