

SWEETENER MADE SIMPLE.

SWEETSTATION™ SWEETENER DISPENSERS

Improve beverage speed of service with preset sweetener portions equal to common portion packs

Product level is always visible with clear InSweeten™ dispensers; wide-open tops make refills easy

Available for a 24 or 14 oz capacity with (3) or (4) dispensers per station

Easily mounted on a vertical surface, the stainless steel rack allows for single hand operation



Color-coded triggers and decals make brand identification easy

Dispense preset portions of sweeteners; equivalent to common portion packs

24 oz dispensers hold:

- (465) 1 g servings of artificial sweetener
- (206) 2.8 g servings of sugar

14 oz dispensers hold:

- (271) 1 g servings of artificial sweetener
- (120) 2.8 g servings of sugar



SWEETSTATION™
Model SWTS

Applications

- Improve self-serve stations with preset sweetener portions that dispense at the touch of a button
- Perfect beverage add-in station for the drive-thru window to increase speed of service

Fast Facts

The SweetStation™ serves preset portions of bulk sweeteners (equal to common portion packs), has color-coded triggers, branded decals and includes a vertical surface-mountable rack.

Choose from 24 oz or low-profile 14 oz capacity InSweeten™ dispensers with (3) or (4) per station.

SWEETSTATION™ SWEETENER DISPENSERS Model SWTS



1.800.558.8722
SweetStation-Dispensers.com



SERVE BETTER WITH FASTER BEVERAGE SERVICE

SWEETSTATION™

Model SWTS

Specifier Statement

Unit will be a Server Products Model SWTS SweetStation™ complete with (3) or (4) 24 or 14 oz InSweeten™ dispensers, a mounting rack, color-coded triggers and flavor decals. Stainless steel rack constructed of 18 gauge stainless steel is mountable on a wall or other vertical surface and allows for single hand operation. InSweeten™ dispensers serve preset portions of granular sweeteners equivalent to common portion packs. NSF listed. BPA free. Two-year warranty. Ships FOB Richfield, WI 53076.

SweetStation™ Product Codes

- Triple, 24 oz InSweeten™ SWTS-324 80103
- Quad, 24 oz InSweeten™ SWTS-424 80101
- Triple, 14 oz InSweeten™ SWTS-314 80104
- Quad, 14 oz InSweeten™ SWTS-414 80102

Specifications

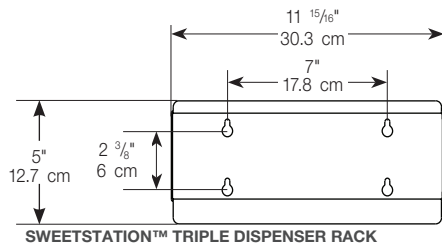
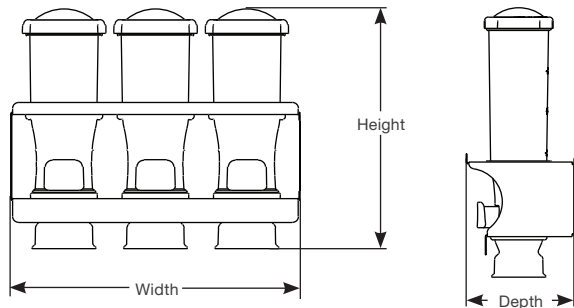
Part Number	Capacity	Dimensions (height x width x depth)	Weight
80103	(3) 24 oz (0.7 L)	13 3/32" x 11 29/32" x 5 1/4" 33.3 x 30.3 x 13.3 cm	7 lb 3.2 kg
80101	(4) 24 oz (0.7 L)	13 3/32" x 15 21/32" x 5 1/4" 33.3 x 39.8 x 13.3 cm	8 lb 3.6 kg
80104	(3) 14 oz (0.4 L)	9 27/32" x 11 29/32" x 5 1/4" 25 x 30.3 x 13.3 cm	7 lb 3.2 kg
80102	(4) 14 oz (0.4 L)	9 27/32" x 15 21/32" x 5 1/4" 25 x 39.8 x 13.3 cm	7 lb 3.2 kg



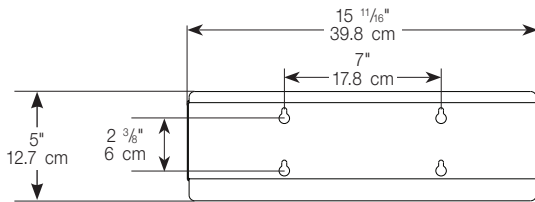
Related Items

The Beverage Station is ideal for dispensing chilled dairy and granular sweeteners into cups of coffee. Stations come complete with an EZ-Cream™ Dairy Dispenser, a SweetStation™ rack with flavor decals and (3) or (4) InSweeten™ dispensers all combined on a sturdy stainless steel stand.

WireWise™ organizers are ideal space-savers for your syrup flavors and concentrates with their tiered design. Reusable, portion-control pumps shown are sold separately.



SWEETSTATION™ TRIPLE DISPENSER RACK



SWEETSTATION™ QUAD DISPENSER RACK



Server Products, Inc. | PO Box 98 | Richfield WI 53076
800.558.8722 | Int'l: 262.628.5600 | F: 262.628.5110
server-products.com

Registered trademarks of Equal®, Splenda® & Sweet 'N Low® are property of their respective owners. Server Products, Inc. reserves the right to modify specifications without obligation. Printed in USA | © Server Products, Inc 03.2015 | S 02098