




# PUMPS: STAINLESS STEEL PUMP & NON-INSULATED BASE COMBOS

Model SR-4 & SR-2 Custom Combos

## WHAT DO YOU DISPENSE?

-  **THIN** • fountain syrups • liqueur • hot or soy sauce
-  **THICK** • ketchup • mustard • mayo • bbq sauce
-  **PARTICULATES** • tartar sauce • Thousand Island



SR-2 80503



SR-4 83125



SR-4 83126

## BID DESCRIPTION

These custom rail combinations have a non-insulated stainless steel base with a brushed (#4) finish to reduce the visibility of fingerprints. Stainless steel CP-F fountain jar pumps feature a cast valve body with captured valve balls to prevent loss. A maximum portion of 1¼ oz (37 mL) per stroke can be reduced in ⅛ oz (3.7 mL) increments with supplied gauging collars. Rails include one plastic fountain jar, 10" (25.4 cm) deep per pump.

## STANDARD FEATURES

- Stainless steel construction with a brushed finish on base to reduce the visibility of fingerprints
- 1¼ oz (37 mL) maximum portion is adjustable in ⅛ oz (3.7 mL) increments—allows for Portion Optimization™

## ACCESSORY ITEMS

- ☐ Fountain Jar, Plastic, 10" (25.4 cm) Deep 82557
- ☐ CP-F Pump - Electropolish 100561
- ☐ Slim Fountain Jar, Plastic, 10" (25.4 cm) Deep 83182
- ☐ CP-F Slim Pump - Electropolish 100562

## TWO YEAR WARRANTY

Server Products equipment is backed by a two-year limited warranty against defects in materials and workmanship. For a copy of our complete warranty statement, please refer to [server-products.com](http://server-products.com).

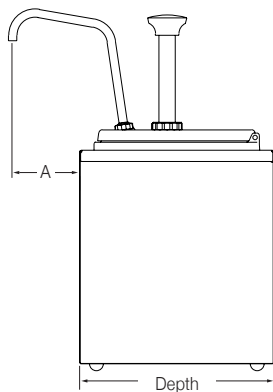
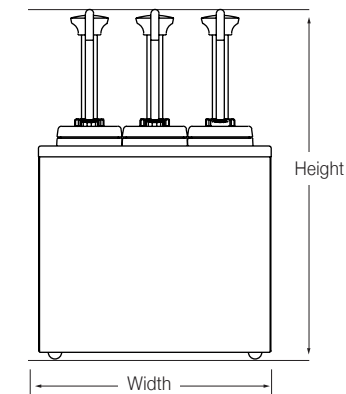
## CAD LIBRARY




Individual CAD images can be downloaded free of charge from our website. Our complete collection of CAD files, along with more than 100 other manufacturers, can be purchased through Kochman Consultants, Ltd. at [kclcad.com](http://kclcad.com).

# PUMPS: STAINLESS STEEL PUMP & NON-INSULATED BASE COMBOS

Model SR-4 & SR-2 Custom Combos

## NON-INSULATED RAIL COMBOS



FOOD KEY			
<b>MODEL COMPLETE</b> BASE (ONLY)	<b>SR-2</b> <b>80503</b> 82570	<b>SR-4</b> <b>83125</b> 82550	<b>SR-4</b> <b>83126</b> 82550
Pumps Jars	(3) 100562 (3) 83182	(4) 100561 (4) 82557	(6) 100562 (6) 83182
Height	16 <sup>3</sup> / <sub>8</sub> " 41.6 cm	16 <sup>3</sup> / <sub>8</sub> " 41.6 cm	16 <sup>3</sup> / <sub>8</sub> " 41.6 cm
Depth	8 <sup>13</sup> / <sub>16</sub> " 22.4 cm	8 <sup>13</sup> / <sub>16</sub> " 22.4 cm	8 <sup>13</sup> / <sub>16</sub> " 22.4 cm
Width	10 <sup>7</sup> / <sub>8</sub> " 27.6 cm	20 <sup>1</sup> / <sub>8</sub> " 51.1 cm	20 <sup>1</sup> / <sub>8</sub> " 51.1 cm
Dim. A (spout depth)	3 <sup>1</sup> / <sub>16</sub> " 7.7 cm	3 <sup>1</sup> / <sub>16</sub> " 7.7 cm	3 <sup>1</sup> / <sub>16</sub> " 7.7 cm
Weight Complete	13 lb 6 kg	22 lb 10 kg	28 lb 12.7 kg
Capacity	3 ½ qt (3.3 L) per #82557 jar 2 qt (1.9 L) per #83182 jar		

FOB RICHFIELD, WISCONSIN 53076

### Conversion Kit: # 83127

Retrofit a pair of CP- F Fountain Pumps to make three of the Slim Pumps.

Includes:

- (1) 100562 CPF Slim Pumps - Electropolish- with Slim Lid
- (2) 83195 CPF Slim Lid only
- (3) 83182 Slim Deep Fountain Jar

Electropolished discharge tubes  
are engraved BWW.

