



# SERVER

## InSweeten™ Stations

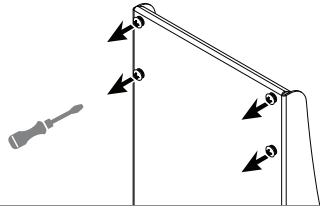
MODEL: BS-ST

100017 - TRIPLE

100157 - QUAD

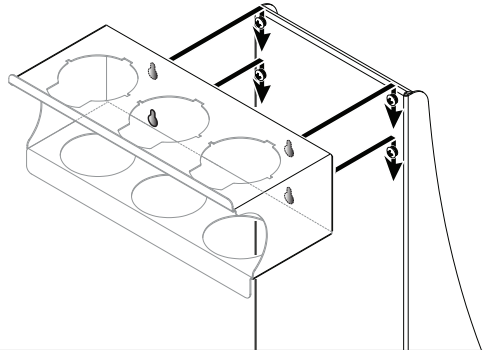
You will need: Phillips-head Screwdriver.

- 1** **LOOSEN** (but do not remove)  
**(4) SETS OF SCREWS & WASHERS**



- 2** **INSTALL SHELF  
ONTO SCREWS**  
Slide keyholes over screws.

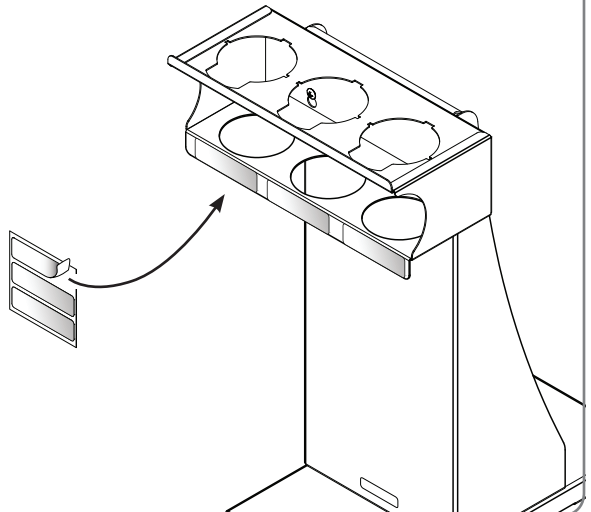
Fit lock washers  
between  
screw heads  
and shelf  
keyholes.



- 3** **SECURE SHELF**  
Tighten screws with  
Phillips-head screwdriver.



- 4** **APPLY DECALS**  
onto lower face of triple shelf.  
Clean surface first if needed.





# SERVER

## InSweeten™ Stations

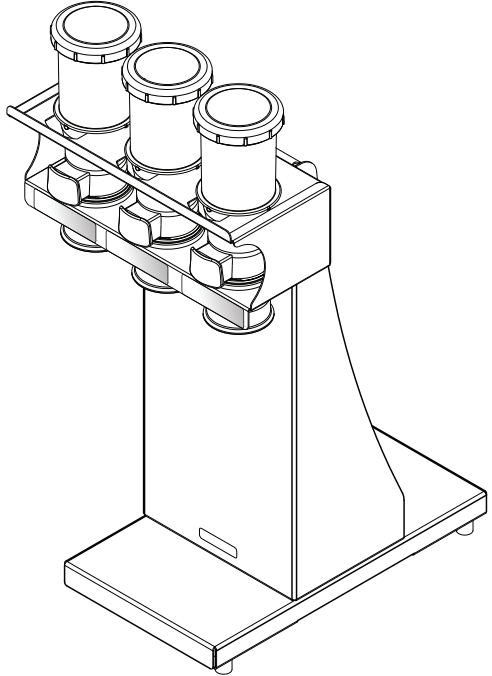
MODEL: BS-ST

**100017 - TRIPLE**

**100157 - QUAD**

### USE THE STATION WITH INSWEETEN DISPENSERS

*sold separately*



### CLEANING THE STATION

- Sanitize all parts according to local sanitization requirements. All parts in contact with food must be sanitized.
- External surfaces may be wiped clean with a clean damp cloth.
- Glass and surface cleaners approved for use in food contact areas may be used.
- Do not use abrasive, caustic or ammonia based cleansers.
- Do not use metal scrapers or cleaning pads that could scratch surfaces.

### Server Products Inc.

3601 Pleasant Hill Road  
Richfield, WI 53076 USA

262.628.5600 | 800.558.8722



[SPSALES@SERVER-PRODUCTS.COM](mailto:SPSALES@SERVER-PRODUCTS.COM)  
[WWW.SERVER-PRODUCTS.COM](http://WWW.SERVER-PRODUCTS.COM)



COMPONENT