




# SERVER

## Replacement Roller Kit

### 07015

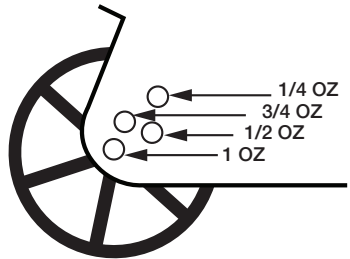
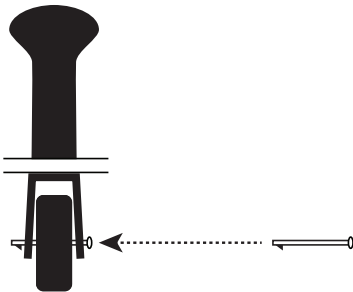
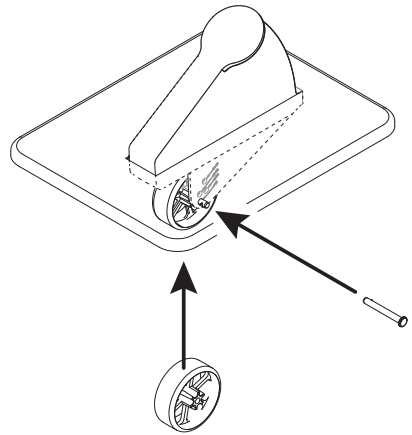
for use with lever on Server Express units



**ROLLER**  
07056

**HINGE PIN**  
07161

- 1 INSERT NEW ROLLER**  
into lever.
- 2 SELECT PORTION SIZE**  
Holes in sides of lever indicate portion settings. Align center roller hole with pair of desired portion holes.
- 3 INSERT HINGE PIN**  
through center roller hole and desired portion holes. Pin snaps into place.



### Server Products Inc.

3601 Pleasant Hill Road  
Richfield, WI 53076 USA



262.628.5600 | 800.558.8722



SPSALES@SERVER-PRODUCTS.COM



WWW.SERVER-PRODUCTS.COM

Manual #01535-RevB 050117